

OFFICIAL GAME SHEET

IIHF



| | | | | | | | | | | | |
|-------|--------------------------|-------|-------------------------|------|------------|-------|-------|------------|-----|----------|------|
| Event | Reprezentace U17 2023/24 | Venue | Ostrava, RT TORAX ARENA | Date | 10.02.2024 | Start | 18:00 | Spectators | 685 | Game no. | 1718 |
|-------|--------------------------|-------|-------------------------|------|------------|-------|-------|------------|-----|----------|------|

| Home Team (A) | | CZE (red) | | Goals | | | | | | | | | | | | | | | | | Penalties | | | | | | | | | |
|---------------|--------------------------------|-----------|---|-------|---|-------|----|----|----|-----|----|----|----|----|----|----|----|----|----|----|-----------|----|-------|-------|------|---------|-------|-------|-------|--|
| No. | Family and give name (+BP+C/A) | Pos | L | SoG | # | Time | G | A1 | A2 | GS | P1 | P2 | P3 | P4 | P5 | P6 | N1 | N2 | N3 | N4 | N5 | N6 | Time | No. | Min. | Offence | Start | End | | |
| 2 | FAJMON Martin | GK | 1 | | 1 | 11:02 | 22 | 19 | 11 | +2 | 2 | 19 | 25 | 22 | 11 | 24 | 30 | 19 | 15 | 16 | | | 00:53 | 17 | 2 | TRIP | 00:53 | 02:18 | | |
| 1 | ŠTĚBETÁK Ondřej | GK | 2 | | 2 | 35:51 | 22 | 25 | 8 | EQ | 2 | 22 | 25 | 8 | 3 | 9 | 30 | 2 | 6 | 29 | 18 | 16 | 03:40 | 11 | 2 | INTRF | 03:40 | 04:02 | | |
| 19 | ČERNÝ Štěpán | D | 1 | | 3 | 36:14 | 17 | 20 | 9 | EQ | 2 | 17 | 20 | 7 | 24 | 3 | 30 | 22 | 28 | 7 | 3 | 21 | 09:26 | 8 | 2 | EMBEL | 09:26 | 11:26 | | |
| 9 | SEIDL Jakub | D | 1 | | 4 | 54:05 | 25 | 8 | | +2 | 2 | 25 | 8 | 19 | 22 | 11 | 30 | 6 | 26 | 17 | | | 13:53 | 9 | 2 | CROSS | 13:53 | 15:53 | | |
| 3 | ŠILHAVÝ Rostislav | D | 2 | | 5 | 55:51 | 26 | 24 | 7 | +1 | 2 | 26 | 24 | 7 | 16 | 11 | 30 | 18 | 4 | 28 | 19 | | | 19:20 | 25 | 2 | TRIP | 19:20 | 21:20 | |
| 7 | HOLUB David Lukas | C | D | 2 | 6 | 65:00 | 25 | | | GWS | | | | | | | | | | | | | 39:06 | 20 | 2 | TRIP | 39:06 | 41:06 | | |
| 12 | CICHOŇ Radoslav | D | 3 | | | | | | | | | | | | | | | | | | | | 43:54 | 9 | 2 | DELAY | 43:54 | 45:23 | | |
| 27 | MIKEL Tomáš | D | 3 | | | | | | | | | | | | | | | | | | | | | | | | | | | |
| 13 | PELIKÁN Matěj | D | 4 | | | | | | | | | | | | | | | | | | | | | | | | | | | |
| 22 | ČIHAŘ Vojtěch | F | 1 | | | | | | | | | | | | | | | | | | | | | | | | | | | |
| 8 | ZÁHEJSKÝ Vít | F | 1 | | | | | | | | | | | | | | | | | | | | | | | | | | | |
| 25 | PEKAŘ Matěj | A | F | 1 | | | | | | | | | | | | | | | | | | | | | | | | | | |
| 17 | BARTOVIČ Adrien | F | 2 | | | | | | | | | | | | | | | | | | | | | | | | | | | |
| 20 | PAVLÍK Dominik | A | F | 2 | | | | | | | | | | | | | | | | | | | | | | | | | | |
| 24 | VÉCHET Petr | F | 2 | | | | | | | | | | | | | | | | | | | | | | | | | | | |
| 16 | ŠVANČARA Robin | F | 3 | | | | | | | | | | | | | | | | | | | | | | | | | | | |
| 11 | KUCHARČÍK Matouš Jan | F | 3 | | | | | | | | | | | | | | | | | | | | | | | | | | | |
| 26 | ŠÁMAL Viktor | F | 3 | | | | | | | | | | | | | | | | | | | | | | | | | | | |
| 21 | HRUBÝ David | F | 4 | | | | | | | | | | | | | | | | | | | | | | | | | | | |
| 29 | FASNER Šimon | F | 4 | | | | | | | | | | | | | | | | | | | | | | | | | | | |
| 10 | LEV Jakub | F | 4 | | | | | | | | | | | | | | | | | | | | | | | | | | | |

| | | | | | |
|---------------|---------------------|-------------|---------------------|-----------|----------------------|
| Team Manager: | Petr Hubáček | Head Coach: | Pavel Patera | A. Coach: | David Moravec |
|---------------|---------------------|-------------|---------------------|-----------|----------------------|

| Visiting Team (B) | | SWE (yellow) | | Goals | | | | | | | | | | | | | | | | | Penalties | | | | | | | | | |
|-------------------|--------------------------------|--------------|---|-------|---|-------|----|----|----|----|----|----|----|----|----|----|----|----|----|----|-----------|----|------|-------|-------|---------|-------|-------|-------|-------|
| No. | Family and give name (+BP+C/A) | Pos | L | SoG | # | Time | G | A1 | A2 | GS | P1 | P2 | P3 | P4 | P5 | P6 | N1 | N2 | N3 | N4 | N5 | N6 | Time | No. | Min. | Offence | Start | End | | |
| 30 | SÖRQVIST Isak | GK | 1 | | 1 | 02:18 | 15 | 25 | 2 | +1 | 30 | 15 | 12 | 28 | 25 | 2 | 2 | 27 | 11 | 12 | 21 | | | 09:04 | 2 | 2 | TRIP | 09:04 | 11:02 | |
| 1 | FÄGERHOLT Gustav | GK | 2 | | 2 | 04:02 | 15 | 2 | 25 | +1 | 30 | 28 | 25 | 12 | 15 | 2 | 2 | 27 | 13 | 29 | 10 | | | 09:26 | 26 | 2 | TRIP | 09:26 | 11:26 | |
| 4 | BRÖNGEL-LARSSON Axel | D | 1 | | 3 | 25:56 | 15 | 12 | | EQ | 30 | 2 | 15 | 18 | 12 | 8 | 2 | 12 | 22 | 7 | 29 | 10 | | | 10:21 | 3 | 2 | SLASH | 10:21 | 12:21 |
| 19 | HÅKANSSON William | D | 1 | | 4 | 45:23 | 25 | 2 | 15 | +1 | 30 | 2 | 28 | 15 | 25 | 12 | 2 | 29 | 17 | 7 | 3 | | | 17:22 | 22 | 2 | SLASH | 17:22 | 19:22 | |
| 3 | SJÖSTRÖM Oliwer | A | D | 2 | 5 | 59:50 | 23 | 2 | 28 | EQ | 23 | 2 | 12 | 25 | 28 | 15 | 2 | 19 | 8 | 22 | 25 | 9 | | | 22:26 | 19 | 2 | ROUGH | 22:26 | 24:26 |
| 7 | VASS Malte | D | 2 | | | | | | | | | | | | | | | | | | | | | 32:18 | 26 | 2 | HOOK | 32:18 | 34:18 | |
| 2 | HALLIN Hugo | D | 3 | | | | | | | | | | | | | | | | | | | | | 45:40 | 26 | 2 | HOLD | 45:40 | 47:40 | |
| 6 | DAHLQVIST Aron | D | 3 | | | | | | | | | | | | | | | | | | | | | 53:58 | 8 | 2 | CROSS | 53:58 | 54:05 | |
| 8 | SÖDERBERG Ludvig | D | 4 | | | | | | | | | | | | | | | | | | | | | 53:58 | 16 | 2 | TRIP | 53:58 | 55:51 | |
| 17 | JENNERSJÖ Torkel | C | F | 1 | | | | | | | | | | | | | | | | | | | | | | | | | | |
| 26 | NILSON Eric | A | F | 1 | | | | | | | | | | | | | | | | | | | | | | | | | | |
| 23 | SKARBY Noel | F | 1 | | | | | | | | | | | | | | | | | | | | | | | | | | | |
| 29 | NOVOTNY Melvin | F | 2 | | | | | | | | | | | | | | | | | | | | | | | | | | | |
| 16 | BJÖRCK Viggo | F | 2 | | | | | | | | | | | | | | | | | | | | | | | | | | | |
| 18 | DROTT Arvid | F | 2 | | | | | | | | | | | | | | | | | | | | | | | | | | | |
| 25 | KLINGSSELL Viktor | F | 3 | | | | | | | | | | | | | | | | | | | | | | | | | | | |
| 12 | SONESTEDT Theo | F | 3 | | | | | | | | | | | | | | | | | | | | | | | | | | | |
| 15 | STENBERG Ivar | F | 3 | | | | | | | | | | | | | | | | | | | | | | | | | | | |
| 22 | SUNDQVIST Leo | F | 4 | | | | | | | | | | | | | | | | | | | | | | | | | | | |
| 28 | HILLSTRÖM Gustav | F | 4 | | | | | | | | | | | | | | | | | | | | | | | | | | | |
| 21 | PÖYLIÖ Oscar | F | 4 | | | | | | | | | | | | | | | | | | | | | | | | | | | |
| 20 | GENBORG Eddie | F | 5 | | | | | | | | | | | | | | | | | | | | | | | | | | | |

| | | | | | |
|---------------|----------------------|-------------|------------------------|-----------|-------------------------|
| Team Manager: | Jonas Ostblom | Head Coach: | Thomas Paananen | A. Coach: | Patrik Fagerlund |
|---------------|----------------------|-------------|------------------------|-----------|-------------------------|

Game summary

Saves

Goalkeepers Records

Goalkeepers Changes

| Period | G A:B | SoG A:B | PIM A:B | PPGF A:B | SHGFA A:B | GK A1 | GK A2 | EGA | GK B1 | GK B2 | EGB |
|--------|-------|---------|---------|----------|-----------|-------|-------|-----|-------|-------|-----|
| 1 | 1:2 | 7:9 | 10:8 | 1:2 | 0:0 | 7 | | | 6 | | |
| 2 | 2:1 | 19:7 | 2:4 | 0:0 | 0:0 | 6 | | | 17 | | |
| 3 | 2:2 | 9:10 | 2:6 | 2:1 | 0:0 | 8 | | | 7 | | |
| OT | 0:0 | 4:0 | 0:0 | 0:0 | 0:0 | | | | 4 | | |
| PSS | 1:0 | 4:2 | 0:0 | 0:0 | 0:0 | | | | | | |
| Total | 6:5 | 43:28 | 14:18 | 3:3 | 0:0 | 21 | | | 34 | | |

| GKA | MIP | GA | GKB | MIP | GA |
|----------------|-------|-------|--------------|-------|-------|
| 2 | 65:00 | 5 | 30 | 63:17 | 5 |
| 1 | 00:00 | 0 | 1 | 00:00 | 0 |
| Start of Game: | | 18:00 | End of Game: | | 20:41 |
| Timeout A: | | 53:58 | Timeout B: | | 36:14 |

| Time | GKA | GKB |
|-------|-----|-----|
| 00:00 | 2 | 30 |
| 57:56 | 2 | -- |
| 59:17 | 2 | 30 |
| 59:28 | 2 | -- |
| 59:50 | 2 | 30 |
| 65:00 | 1 | 30 |

| | | | | | | | |
|--|-------------|------------|--|-----------|--------------|--------------|--------------|
| Referee: | Tomáš Cabák | Referee: | | Linesman: | Vít Lederer | Scorekeeper: | Robert Botur |
| Signature: | | Signature: | | Linesman: | Martin Tvrđý | Timekeeper: | Patrik Círk |
| Game supervisor: Vladimír Šindler | | | | | | | |

| | | | |
|--------|----|-----|------------------|
| Notes: | No | Yes | See reverse side |
|--------|----|-----|------------------|

| | |
|----------------------------------|---|
| Explanions of abbreviations | |
| Event | Abbreviation of tournament |
| Place | Name of the city or the ice rinkwhere the game takes place |
| Start | The time that the game is scheduded to start |
| Spectators | Number of spectators |
| Game No. | Number of the game listed in the schedule |
| Home Team(A) (jersey colour) | Abbreviation of the home team with jersey colour(in brackets)(e.g.SUI(red, USA(blue).. |
| Visiting Team(B) (jersey colour) | Abbreviation of the visiting team with jersey colour(in brackets)(e.g.SUI(red, USA(blue).. |
| No. | Jersey number of the player |
| Family and Given Name(+BP+C/A) | Name of the player,folloewd by comma and given name(s) add BP=best player of this game,C=Captain or A=Assistant Captain |
| Pos | Position GK=goalkeeper,EG=emergency keeper,D=defenseman,F=forward |
| L | Number of lineup (1=starting line,2=second line,3=third line,4=fourth line) |
| SoG | Sum of shots on goal (shots saved by goalkeeper plus scored goal) of this player |
| # | Number of the goal (-for penalty shot missing the goal) |
| Time | Time the goal is scored |
| Game No. | Jersey number of the player scoring the goal |
| A2 | Jersey number of the player awarded the second assist |
| GS | Game situation(EQ=equal,+1=powerplay5:4,+2=powerplay 5:3,-1=shorthand 4:5, -2=shorthand 3:5,PS=penalty shot,EN=empty net goal) |
| P1 P2 P3 P4 P5 P6 | Positive participation(all players on ice of the team scoring the goal) |
| N1 N2 N3 N4 N5 N6 | Negative participation(all players on ice of the team being scored upon) |
| Time | Time the penalty is called by referee |
| No. | Jersey number of the penalized player |
| Min. | Number of penalty minutes(2,5,10,20 or 0(only for penalty shot)) |
| Offence | Abbreviation of Penalty (explanation see next column) |
| Start | Time the penalty start |
| End | Time the penalty ends |
| Team Managr | Name end given name of the team manager |
| Head Coach | Name end given name of the head coach |
| A Coach | Name end given name of the assistant coach |
| Period | Period 1,2,3,OVT=overtime,GWS=game winning shots |
| Total | Total sum of all entries in the column |
| G A:B | Number of goals scored by team A : team B (listed by period) |
| SOG A:B | Number of shots on goal plus scored by team A : team B (listed by period) |
| PIM A:B | Number of penalty minutes for team A : team B (listed by period) |
| PPGF A:B | Sum of powerplay goals scored for team A : team B (listed by period) |
| SHGF A:B | Sum of shorthand goals scored for team A : team B (listed by period) |
| GKA2 | Sum of shots saved by goalkeeper for the second goalkeeper of team A(dependidg on period) |
| EBG | Sum of shots saved by goalkeeper for the emergency goalkeeper of team B(dependidg on period) |
| GKA | Jersey numbers of the goalkeepers of team A |
| GKB | Jersey numbers of the goalkeepers of team B |
| MIP | Minutes in play of each goalkeeper |
| GA | Goals against of each goalkeeper |
| Start of Game | Time the game actually start |
| End of Game | Time the game actually ends |
| Timeout A | Time the home team a takes a 30 second timeout |
| GKA | Jersey number of the goalkeeper of team A coming in or going out |
| GKB | Jersey number of the goalkeeper of team B coming in or going out |
| Referee | Name and given name of the referee for this game |
| Scorekeeper | Name and given name of the scorekeeper for this game |
| Linesman | Name and given name of the linesman for this game |
| Goal Judge | Name and given name of the goal judge for this game |
| Timekeeper | Name and given name of the timekeeper for this game |
| Sign. | Signature of Referee,Scorekeeper,Manager of Team A and Manager of Team B |
| A | Jersey number of the player of team A(marked with*when he starts the game winningpenalty shot) |
| B | Jersey number of the player of team B(marked with*when he starts the game winningpenalty shot) |
| GKA | Goalkeeper of team A for this penalty shot |
| GKB | Goalkeeper of team B for this penalty shot |
| GF:GA | Goals scored after this game winning shot of each team |
| End | Time of the end of the game |

| Penalty abbreviations | |
|-----------------------|---|
| ABUSE | Abuse of officials |
| BITE | Biting |
| BOARD | Boarding |
| BR-ST | Broken stick / playing with |
| BR-ST | Broken stick / replacing |
| BUT-E | Butt-ending |
| CHARG | Charging |
| CHE-B | Checking from behind |
| CHE-H | Checking to the head or neck |
| CLIPP | Clipping |
| CLOS | Closing hand on puck |
| CROSS | Cross-checking |
| DANG | Dangerous equipment |
| DELAY | Delay of game / goaltender - removing facemask |
| DELAY | Delay of game / goaltender - going to players bench during stoppage |
| DELAY | Delay of game / goal celebration |
| DELAY | Delay of game / falling on the puck |
| DELAY | Delay of game / violation of faceoff procedures |
| DELAY | Delay of game / displaced goal net |
| DELAY | Delay of game / late lineup |
| DELAY | Delay of game / substitution after an icing call |
| DELAY | Delay of game / adjustment of equipment |
| DELAY | Delay of game / shooting or throwing the puck out of play |
| DELAY | Delay of game / freezing the puck unnecessarily |
| ELBOW | Elbowing |
| EMBELL | Diving or embellishment |
| ENG-S | Engaging with spectators |
| FIGHT | Fighting |
| GK-INT | Interference on a goaltender |
| H-BUT | Head-butting |
| HELM | Playing without a helmet |
| HI-ST | High-sticking |
| HOLD | Holding |
| HOOK | Hooking |
| HO-ST | Holding the stick |
| ILL-H | Illegal hit (woman) |
| ILL-ST | Illegal stick / stick measurement |
| INCAC | Incorrect access to or from penalty box |
| INJUR | Injured skater refusing to leave the ice |
| INTRF | Interference |
| KICK | Kicking |
| KNEE | Kneeing |
| LAHI | LateHit |
| L-BCH | Leaving the penalty box prematurely |
| OTHER | Other Penalties |
| PULL | Pulling hair, helmet, cage |
| REFUSE | Refusing to start play |
| ROUGH | Roughing |
| SLASH | Slashing |
| SLEW | Slew-footing |
| SPEAR | Spearing |
| SPIT | Spitting |
| TAUNT | Taunting |
| T-BCH | Team official entering the playing area |
| THR-ST | Throwing a stick or object |
| TOO-M | Too many men |
| TRIP | Tripping |
| UN-SP | Unsportsmanlike conduct |
| | Beyond centre red line / goaltender |
| | illegal blocking goal net or piling snow / goaltender |
| | Leaving goal crease during player confrontation / goaltender |
| | Holding the puck / goaltender |

| Time | GKA | GKB |
|-------|-----|-----|
| 65:00 | -- | -- |
| | | |
| | | |
| | | |
| | | |
| | | |
| | | |
| | | |

Penalty Shot Shootout

| A | B | GKA | GKB | GF:GA | A | B | GKA | GKB | GF:GA | A | B | GKA | GKB | GF:GA | A | B | GKA | GKB | GF:GA | A | B | GKA | GKB | GF:GA |
|----|----|-----|-----|-------|----|----|-----|-----|-------|---|---|-----|-----|-------|---|---|-----|-----|-------|---|---|-----|-----|-------|
| 25 | 16 | 1 | 30 | 1:1 | 26 | 25 | 1 | 30 | 0:0 | | | | | | | | | | | | | | | |
| 11 | 18 | 1 | 30 | 1:1 | 20 | 23 | 1 | 30 | 0:0 | | | | | | | | | | | | | | | |
| 8 | 15 | 1 | 30 | 1:1 | 25 | 16 | 1 | 30 | 1:1 | | | | | | | | | | | | | | | |
| | | | | | 25 | 22 | 1 | 30 | 1:0 | | | | | | | | | | | | | | | |

Notes

| |
|----------------|
| Bez připomínek |
|----------------|

Line-up

| | | | |
|--------------------|---------------|----------------------------------|-----------------|
| Game no. 1718 | Serie 4 | Home Czech Republic | Guest Sweden |
| Date 2024-02-10 | Time 18:00 | Place Ostrava, RT TORAX ARENA | |

Czech Republic

| | | | | |
|----|---------------------|-------------------------|--------------------|-----|
| | GK1 | 2 FAJMON Martin | 1 ŠTĚBETÁK Ondřej | GK2 |
| 1 | RD | 9 SEIDL Jakub | 19 ČERNÝ Štěpán | LD |
| RW | 25 PEKAŘ Matěj | 8 ZÁHEJSKÝ Vít | 22 ČIHAŘ Vojtěch | LW |
| 2 | 7 HOLUB David Lukas | 3 ŠILHAVÝ Rostislav | | |
| | 24 VĚCHET Petr | 20 PAVLÍK Dominik | 17 BARTOVIČ Adrien | |
| 3 | 27 MIKEL Tomáš | 12 CICHON Radoslav | | |
| | 26 ŠÁMAL Viktor | 11 KUCHARČÍK Matouš Jan | 16 ŠVANČARA Robin | |
| 4 | | 13 PELIKÁN Matěj | | |
| | 10 LEV Jakub | 29 FASNER Šimon | 21 HRUBÝ David | |
| 5 | | | | |

Sweden

| | | | | |
|----|----------------------|------------------------|----------------------|-----|
| 5 | 20 GENBORG Eddie | | | |
| | 22 SUNDQVIST Leo | 28 HILLSTRÖM Gustav | 21 PÖYLIÖ Oscar | |
| 4 | 8 SÖDERBERG Ludvig | | | |
| | 25 KLINGSSELL Viktor | 12 SONESTEDT Theo | 15 STENBERG Ivar | |
| 3 | 2 HALLIN Hugo | 6 DAHLQVIST Aron | | |
| | 29 NOVOTNY Melvin | 16 BJÖRCK Viggo | 18 DROTT Arvid | |
| 2 | 3 SJÖSTRÖM Oliwer | 7 VASS Malte | | |
| LW | 17 JENNERSJÖ Torkel | 26 NILSON Eric | 23 SKARBY Noel | RW |
| 1 | LD | 4 BRÖNGEL-LARSSON Axel | 19 HÅKANSSON William | RD |
| | GK1 | 30 SÖRQVIST Isak | 1 FÄGERHOLT Gustav | GK2 |

Referee
CABÁK Tomáš

Linesman
LEDERER Vít

Linesman
TVRDÝ Martin

Team form

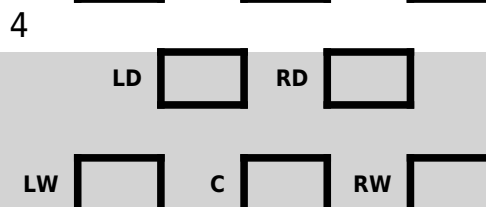
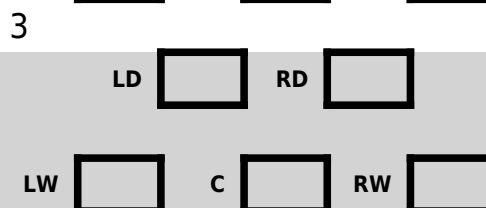
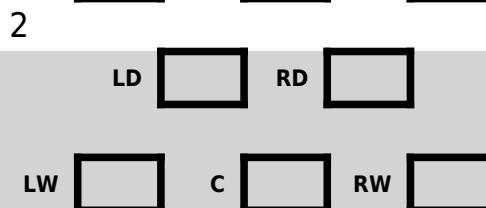
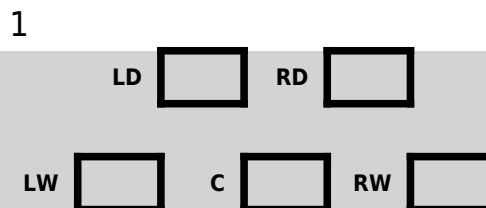
| | | | |
|-------|--------------------------|------|----------------|
| Event | Reprezentace U17 2023/24 | Team | Czech Republic |
| Date | 2024-02-10 | Game | 1718 |

List of players

| Jersey | Family and Given name | Position |
|--------|-----------------------|----------|
| 2 | FAJMON Martin | GK |
| 1 | ŠTĚBETÁK Ondřej | GK |
| 19 | ČERNÝ Štěpán | D |
| 9 | SEIDL Jakub | D |
| 3 | ŠILHAVÝ Rostislav | D |
| 7 | HOLUB David Lukas | D |
| 12 | CICHOŇ Radoslav | D |
| 27 | MIKEL Tomáš | D |
| 13 | PELIKÁN Matěj | D |
| 22 | ČIHAŘ Vojtěch | F |
| 8 | ZÁHEJSKÝ Vít | F |
| 25 | PEKAŘ Matěj | F |
| 17 | BARTOVIČ Adrien | F |
| 20 | PAVLÍK Dominik | F |
| 24 | VĚCHET Petr | F |
| 16 | ŠVANČARA Robin | F |
| 11 | KUCHARČÍK Matouš Jan | F |
| 26 | ŠÁMAL Viktor | F |
| 21 | HRUBÝ David | F |
| 29 | FASNER Šimon | F |
| 10 | LEV Jakub | F |
| | | |
| | | |
| | | |
| | | |
| | | |
| | | |

GK A

GK B



C A A

signature

Team form

| | | | |
|-------|--------------------------|------|--------|
| Event | Reprezentace U17 2023/24 | Team | Sweden |
| Date | 2024-02-10 | Game | 1718 |

List of players

| Jersey | Family and Given name | Position |
|--------|-----------------------|----------|
| 30 | SÖRQVIST Isak | GK |
| 1 | FÅGERHOLT Gustav | GK |
| 4 | BRÖNGEL-LARSSON Axel | D |
| 19 | HÅKANSSON William | D |
| 3 | SJÖSTRÖM Oliwer | D |
| 7 | VASS Malte | D |
| 2 | HALLIN Hugo | D |
| 6 | DAHLQVIST Aron | D |
| 8 | SÖDERBERG Ludvig | D |
| 17 | JENNERSJÖ Torkel | F |
| 26 | NILSON Eric | F |
| 23 | SKARBY Noel | F |
| 29 | NOVOTNY Melvin | F |
| 16 | BJÖRCK Viggo | F |
| 18 | DROTT Arvid | F |
| 25 | KLINGSSELL Viktor | F |
| 12 | SONESTEDT Theo | F |
| 15 | STENBERG Ivar | F |
| 22 | SUNDQVIST Leo | F |
| 28 | HILLSTRÖM Gustav | F |
| 21 | PÖYLIÖ Oscar | F |
| 20 | GENBORG Eddie | F |
| | | |
| | | |
| | | |
| | | |
| | | |

GK A

GK B

1
 LD RD
 LW C RW

2
 LD RD
 LW C RW

3
 LD RD
 LW C RW

4
 LD RD
 LW C RW

5
 LW C RW

C A A

signature